

A4320 Repair Guide

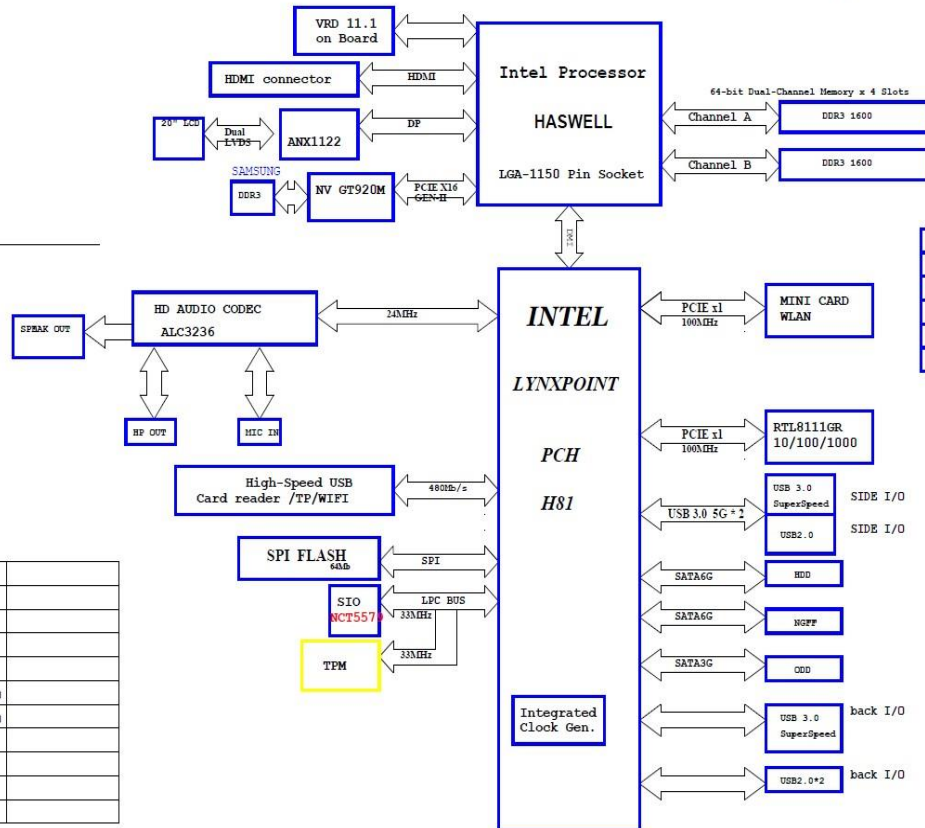
2015/09/1
Sam CSC-GTSD

BLOCK DIAGRAM

A4320 GPU SKU

R1.00G

Page	Title
01	BLOCK DIAGRAM
02	BLOCK DIAGRAM
03	CLOCK DISTRIBUTION
05-10	CPU
11-13	DDR3
14-21	PCB
22	*****
23	RSRSTF,DPWROK
24	WLAN+BT3.0 SLOT
25	TV SLOT
26	RTL8111GR GLAN
27	LAN RJ45
28	TPM
29	USB3.0 PORT (USB SIDE I/O)
30	USB2.0 PORT (BACK I/O)
31	TOUCH
32	WEBCAM
33	CARD READER AU6465 GCF
34	AUD-ALC3236
35	Audio HEADPHONE & SPEAKER
36	NCT5579D
37	SIO NCT5579D(FAN)
38	CARD READER AU6465 GCF
39	HDMI-OUT
40	eDP 2 LVDS (CH7511)
41	PANEL CON
42	LVDS CON
43	SATA CONN
44	*****
45	POWER FLOW
46-55	POWER
56	PWR & FUNCTION KEY & CIR
57	*****
58	History
59	Screw Hole
60-66	GPU
67	Power Sequence
68	FUNCTION BOARD

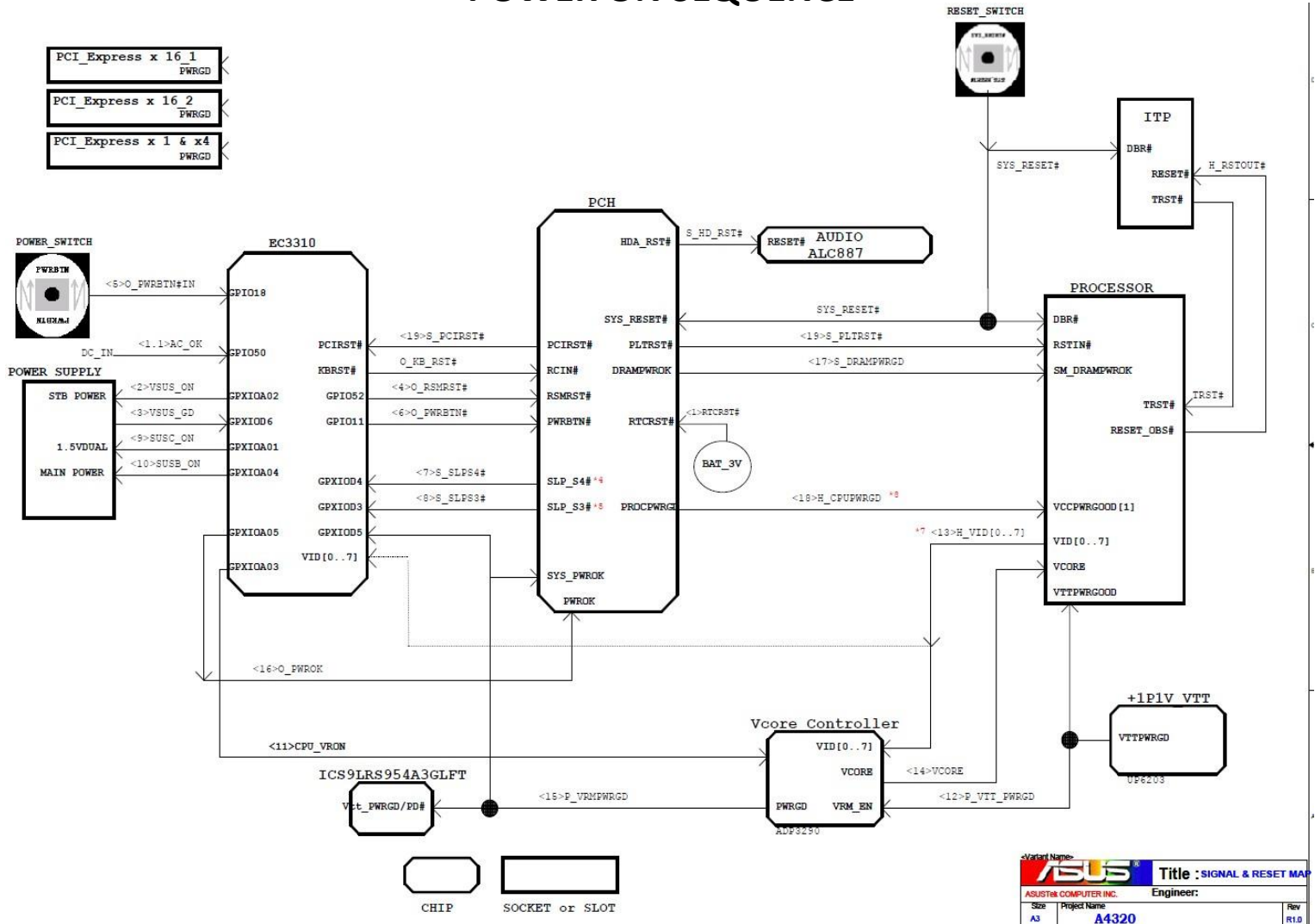


USB0	SIDE I/O
USB1	BACK I/O
USB2	BACK I/O
USB3	BACK I/O
USB4	SIDE I/O
USB5	WEBCAM
USB8	CARD_READER
USB9	Touch_Panel
USB10	
USB11	WLAN

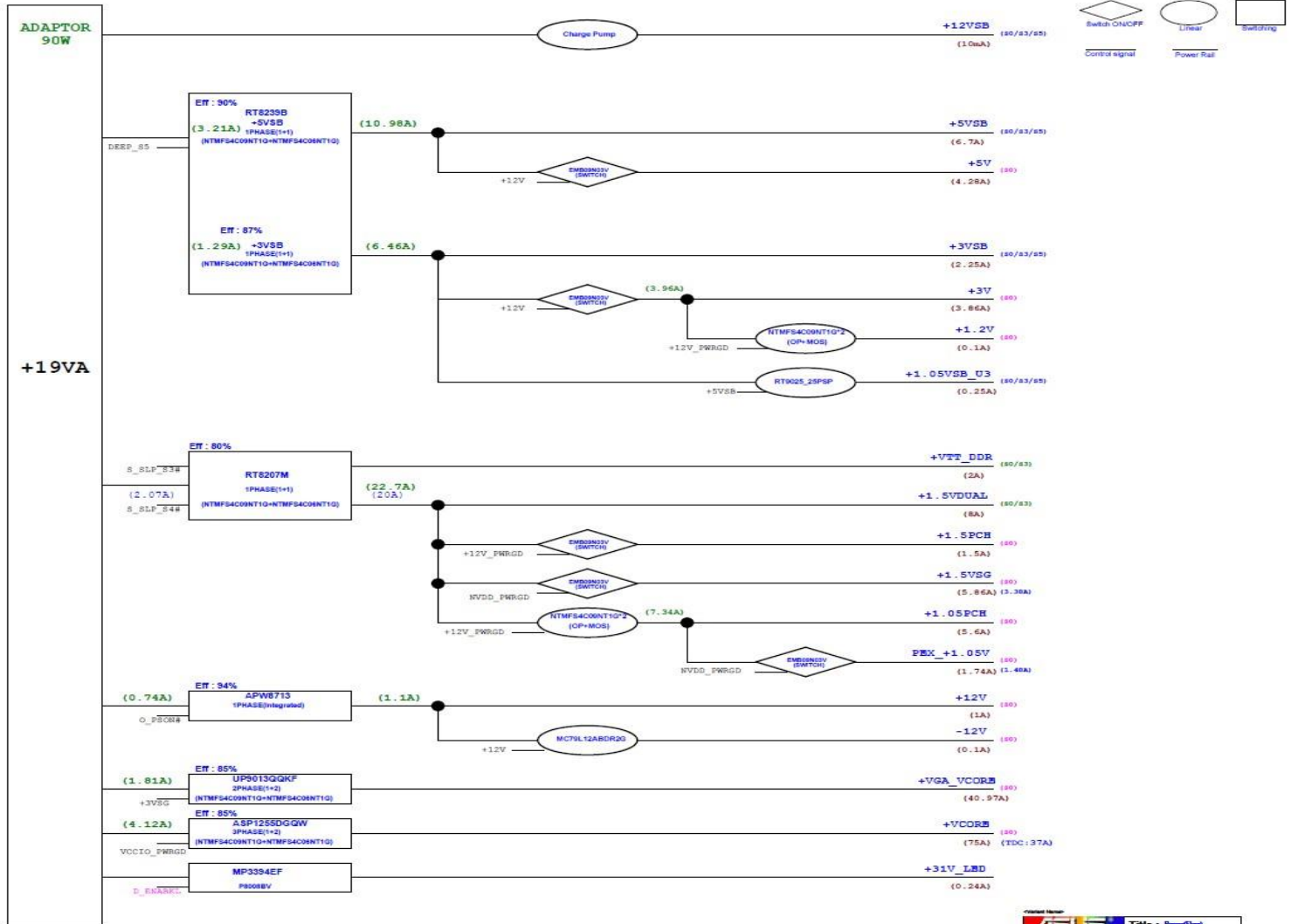
PCIE 1	*
PCIE 2	*
PCIE 3	MINI CARD (WLAN)
PCIE 4	LAN RTL8111E-GR
PCIE 5	
PCIE 6	*

60 P/N	VRAM P/N	GPU P/N
插件位置1	GPU03	GPU01
插件位置2	GPU04	
插件位置3	GPU05	
插件位置4	GPU06	
60PT01A0-MB0C0*	03007-00030300	02004-00441200
60PT01A0-MB2A0*	03007-00030300	02004-00441200
60PT01A0-MB1C0*	Don't stuff	Don't stuff
60PT01A0-MB3A0*	Don't stuff	Don't stuff

POWER ON SEQUENCE



POWER Flow



Frequency Flow

